

Aromatherapy diffuser

Airbi MAGIC



Instruction manual

(version 1.0)



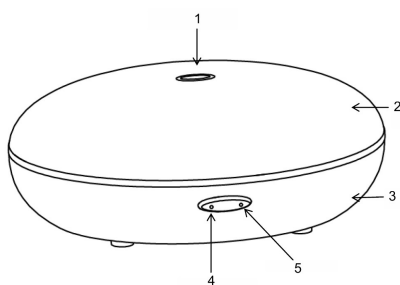
Please read the instruction manual carefully before using this appliance!

Important safety instructions

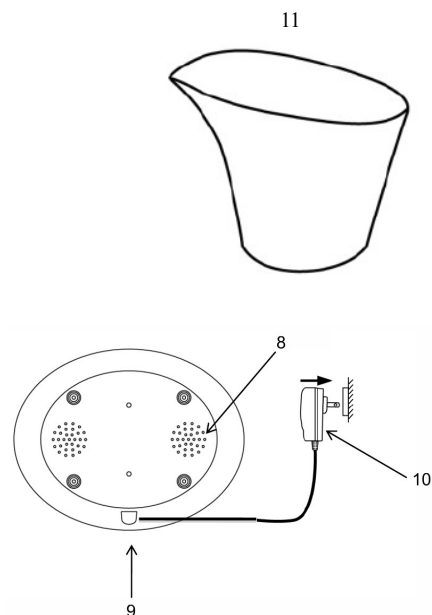
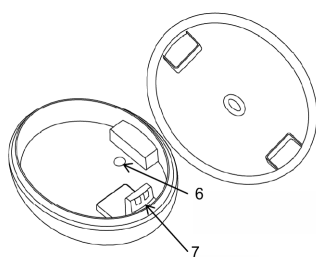
Please read through the operating instructions carefully before you use the appliance for the first time and keep them safely for later reference. If necessary pass them on to the next owner.

1. The appliance is only to be used in the home for the purposes described in these instructions. Unauthorised use and technical modifications to the appliance can lead to danger to life and health.
2. This appliance can be used by children aged from 10 years and above and persons with reduced physical, sensory or mental capabilities or lack of experience and knowledge if they have been given supervision or instruction concerning use of the appliance in a safe way and understand the hazards involved. Children shall not play with the appliance. Cleaning and user maintenance shall not be made by children without supervision.
3. After unpacking, make sure that diffuser wasn't damaged during transport. If you find any damage, contact your dealer as soon as possible. We recommend you keep the packaging for possible future use .
4. Before first use check that the device parameters (electric voltage, etc.) correspond to local conditions.
5. Do not inhale!
6. Use appliance in an environment of 10°C to 30°C. Do not use outdoors.
7. Do not place the appliance near a heat source. Do not subject the power cord to direct heat (such as a heated hotplate, open flames, hot iron sole plates or heaters for example). Protect power cords from oil.
8. Always put the diffuser on a hard, flat horizontal surface, at least 15cm from the walls and away from any source of heat such as burners, radiators etc. The diffuser cannot operate on a surface that is not horizontal.
9. Before using the diffuser, check if AC adapter or power cord is not damaged. Do not use it if the cord is damaged.
10. If the power cord is damaged, it must be replaced by the manufacturer or a repair shop authorized by the manufacturer or by similarly qualified persons in order to avoid a hazard
11. Only use tap water.
12. Don't exceed the maximum water level. Always put the water before essential oils. Never use pure essential oils without water. Put some essential oils (1-2 drops). Too much drops may damage the unit.
13. Continued use of the diffuser in the long-term damage to the product and shorten its life.
14. Unplug the unit before any manipulation such as cleaning of filling for example. Always empty the tank when the unit is not in use.
15. Do not remove the cover of the diffuser when the unit is running.
16. Refill frequently the water in the tank to prevent any dirt that could damage the unit.
17. Clean the water tank every week. Do not use any chemical products (acids,...) or corrosive product to clean the device.
18. In case of splashing water in the circuit, remove the diffuser immediately and let it dry in the open air for at least 3 days.
19. Store the appliance in a dry place inaccessible to children (pack the appliance).
20. Only use fragrances, aromas or essential oils that do NOT contain alcohol. Alcohol can damage the appliance. Appliances that are damaged by such additives are not covered by the warranty.
21. Manufacturer is not responsible for any damage due to improper use of appliance.

Diffuser's scheme



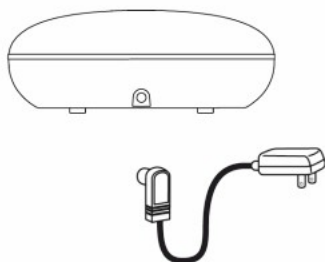
1. Mist nozzle
2. Upper cover
3. Base
4. Light button
5. Mist button



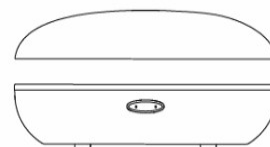
6. Ultrasonic plate
7. Air outlet
8. Air inlet
9. Power cord jack
10. Power adapter
11. Measuring cup

Operation instruction

1. Please insert the power cord jack (9) into the plug on the back of the appliance



2. Position the unit on a flat and hard surface. Remove the upper cover (2) from the base (3).



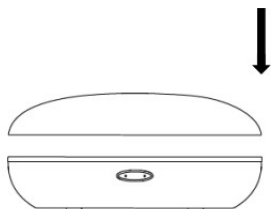
3. Fill the tank with tap water with measuring cup (11) to the maximum level.



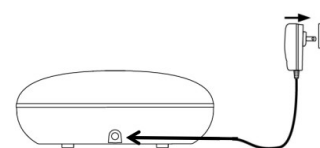
4. Add 1-2 drops of essential oils into water. Always fill in water before you add in essential oil.

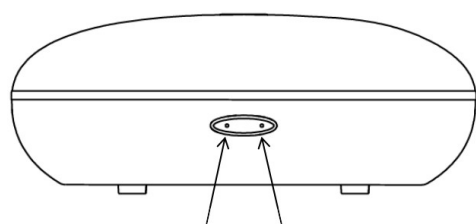


5. Place the upper cover on the base. Please make sure it fits perfectly.



6. Plug in power adapter (10) to socket and turn on the appliance using mist button (5).





Light button Mist button

Light button - this button controls the light function

1. First press – 7 color rotating LED light
2. Second press – Stops light rotation, light stays on 1 color
3. Third press – Turns off light

Mist button – this button controls the mist function

1. First press – Turn on appliance (high mist mode)
2. Second press – Switch appliance to low mist mode
3. Third press – Turn off appliance

Product care and maintenance

1. Before any cleaning operation, switch the appliance off and unplug it.
2. Clean the ultrasonic plate with water and vinegar on a soft cloth regularly.
3. Please don't clean the product with thinner, gasoline and cleanser.
4. Please pour away the water when in no use.
5. Keep dry when in no use to avoid bacterial and mildew (fungus).
6. Never immerse the unit in water or let water enter the air outlet or any other openings.

Technical specifications

Power supply (input): AC100-240V 50/60 Hz	Product weight: 500 g (with accessories)
Power supply (output): DV 24V, 500 mA	Water level: 400 ml
Rated power: 12 W	Suitable area: 10-15 m ²
Product size: 21 x 16,7 x 8 cm	Complies with EU regulations: CE, EMC, WEEE

Disposal of the device (environment)

The European directive 2012 / 19 / CE on Waste Electrical and Electronic Equipment (WEEE), requires that old household electrical appliances must not be disposed in the normal unsorted municipal waste stream. Old appliances must be collected separately in order to optimize the recovery and recycling of the materials they contain and reduce the impact on human health and the environment. The crossed out “wheeled bin” symbol on the product reminds you of your obligation, that when you dispose of the appliance it must be separately collected. Consumers should contact their local authority or retailer for information concerning the correct disposal of their old appliance.



This product is in compliance with the essential requirements and other relevant provisions of EMC directive 2014/30/EU. The device was approved for use in EU countries, therefore, bear the CE. All necessary documentation is available at the importer address.

Changes in technical parameters, properties, printing errors in the instruction manual reserved.

Importer address:

Bibetus s.r.o.
 Loosova 262/1
 Brno 638 00
 Czech republic
 E-mail: info@bibetus.cz