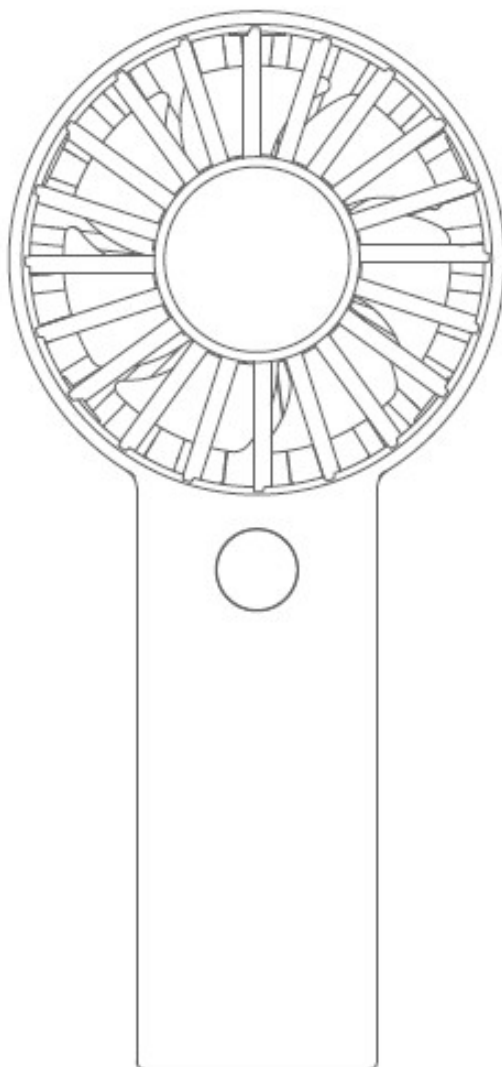


Handheld fan Airbi FAN MINI



**Instruction manual
(version 1.0)**



**Please read the instruction manual carefully before using this
appliance!**

Important safety instructions

Please read through the operating instructions carefully before you use the appliance for the first time and keep them safely for later reference. If necessary pass them on to the next owner.

- The appliance is only to be used in the home for the purposes described in these instructions. Unauthorised use and technical modifications to the appliance can lead to danger to life and health.
- This appliance can be used by children aged from 8 years and above and persons with reduced physical, sensory or mental capabilities or lack of experience and knowledge if they have been given supervision or instruction concerning use of the appliance in a safe way and understand the hazards involved. Children shall not play with the appliance. Cleaning and user maintenance shall not be made by children without supervision.
- After unpacking, make sure that appliance wasn't damaged during transport. If you find any damage, contact your dealer as soon as possible. We recommend you keep the packaging for future use .
- Before first use check that the device parameters (electric voltage, etc.) correspond to local conditions.
- **Batteries containing lithium carry a risk of explosion or fire if they are heated or mechanically damaged!**
- The battery and fan must not be thrown into a fire, short-circuited or disassembled. There is a risk of explosion!
- If the fan is hot during charging, this is a malfunction. Disconnect the device from the electricity immediately.
- The user cannot replace or remove the battery. Improper replacement of the battery leads to the risk of explosion.
- Do not place the appliance near a heat source. Do not subject the power cord to direct heat (such as a heated hotplate, open flames, hot iron sole plates or heaters for example).
- Place it away from heat sources such as burners, radiators, etc. Do not place the unit on a TV, audio equipment or other electrical devices.
- Before using the unit, check that the AC adapter or power cord is not damaged. Do not use if the cable or adapter is damaged.
- The device is not splash-proof. **Protect it from moisture!**
- Do not use in bathroom or swimming pool. When used outdoors, protect it from moisture.
- Turn off the device and unplug the power cord before carrying out any maintenance on the device, cleaning it or after using it.
- Prolonged use may cause damage to the product and shorten its life.
- Keep the device in a dry place that is inaccessible to children (pack the device).
- Do not use the device during a thunderstorm. The device contains metal elements, so a lightning strike may result in an accident.
- Do not insert objects or drop objects into the internal part of the unit.
- Do not cover the device during operation, it may overheat and the device may stop working.
- Switch off the appliance in the event of a malfunction or unusual behaviour (e.g. if the fan does not turn, is stuck or if a propeller or part of it has fallen off). The fan may indicate a fault by briefly flashing the power level.
- The device must not be modified, all repairs must be carried out by an authorized person.
- Battery life is affected by usage and environmental conditions.
- The battery will last longer if stored in a charged state.
- If the device is not used for an extended period of time, charge it fully. We recommend charging the battery at least once every 3 months. If the battery is discharged for a long time, the battery life and the endurance of the device may be reduced.
- Do not leave the device near a large magnetic field or where it could be affected by magnetic fields, as the battery may be discharged.
- The manufacturer is not liable for damages caused by improper use of the device.

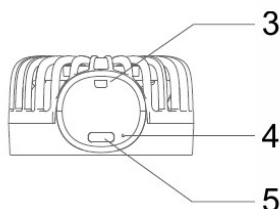
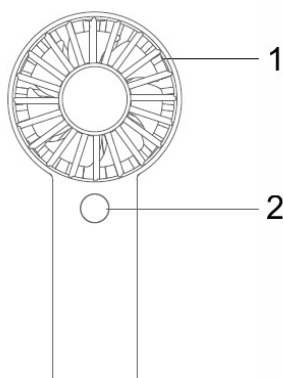
Instructions for charging

- Use a suitable USB power source, such as a power bank, computer or suitable mains adapter to power the device.
- Follow the voltage information on the device.
- If the device is fully charged or if it is not charging, make sure it is disconnected from the power supply.
- Do not touch the adapter cable with wet hands.

- Do not touch the device with wet hands, as electrical shock or short circuit may occur.
- If the fan, cable or power supply is exposed to rain or water or is in a very humid environment, stop using it immediately and contact an authorized service center.

Instructions for use

Make sure the device is charged before using it for the first time or if it has not been used for a long time. Charge the device for at least 2 hours before using it for the first time.



- 1 : Fan impeller
- 2 : Control button
- 3 : Eyelet for cord
- 4 : LED indicator
- 5 : USB-C power connector

Charging

- Connect the device to a power source (e.g. power bank, suitable adapter or USB port in another electrical device) using the USB cable. The LED indicator will flash slowly .
- A full charge takes approximately 2-3 hours .
- When the LED stops flashing and remains lit, the battery is fully charged.
- The device indicates a low battery level with a rapidly flashing LED. In this case, we recommend recharging the battery as soon as possible.

Operation

- Press the button. The fan will start rotating at the lowest speed, the LED will be on continuously.
- Press the button again. The appliance switches to medium speed.
- Press the button again. The device switches to the highest speed.
- Press the button again to turn off the fan.

Product care and maintenance

Turn off the unit and unplug the power cord before carrying out any maintenance or cleaning work.

Caution: Never immerse the device in water, do not shower it and keep it away from water and moisture (risk of short circuit). Use a damp cloth to clean the exterior and allow the unit to dry well.

Problems and their solutions

- Repair of electrical devices may only be carried out by an authorized service center. If the device is tampered with outside the authorized service center, this will void the warranty and will not be covered by the warranty.
- Never use the appliance if the power cord or adapter is damaged, working irregularly, if the appliance has been dropped or damaged in any other way.
- Do not place any objects that do not belong in the machine.
- Product must not be disposed of with normal waste at the end of its useful life, but should be handed over to the applicable collection point for the recycling of electrical equipment.

Troubleshooting

Trouble	Solution
A slight noise from the fan while in use.	<ul style="list-style-type: none"> • The fan is not noiseless. It uses a blade that makes certain sounds. This is not a malfunction.
It doesn't work.	<ul style="list-style-type: none"> • The fan has not been turned on properly or the battery is low. • Press the control button or charge the device.

Sudden stop during work.	<ul style="list-style-type: none"> • Accidentally turned the switch off. • The battery is low.
Fan can operate too shortly for a single charge.	<ul style="list-style-type: none"> • The operating time depends on the power setting of the device, the current capacity and the overall battery condition. If used improperly, battery life may decrease rapidly.

Technical specification

Battery life: 2-8 hours (depends on on fan speed)

Power supply: DC 5V , 1A

Battery : Li-Ion 3.7V 1200 mAh

Cable: USB-A to USB-C

Dimensions: 64 x 35 x 137 mm

Weight : 95g

Compliant with regulations: CE, RoHS, WEEE

Disposal of the device (environment)

The European directive 2012/19/CE on Waste Electrical and Electronic Equipment (WEEE), requires that old household electrical appliances must not be disposed in the normal unsorted municipal waste stream. Old appliances must be collected separately in order to optimize the recovery and recycling of the materials they contain and reduce the impact on human health and the environment. The crossed out “wheeled bin” symbol on the product reminds you of your obligation, that when you dispose of the appliance it must be separately collected. Consumers should contact their local authority or retailer for information concerning the correct disposal of their old appliance.



This product is in compliance with the essential requirements and other relevant provisions of EMC directive 2014/30/EU. The device was approved for use in EU countries, therefore, bear the CE. All necessary documentation is available at the importer address.

Changes in technical parameters, properties, printing errors in the instruction manual reserved.

Importer address:

Bibetus sro

Loosova 262/1

Brno 638 00

Czech Republic

Email: info@bibetus.cz